

Christchurch Society of Woodturners

e - newsletter February / March 2026

Notice of AGM

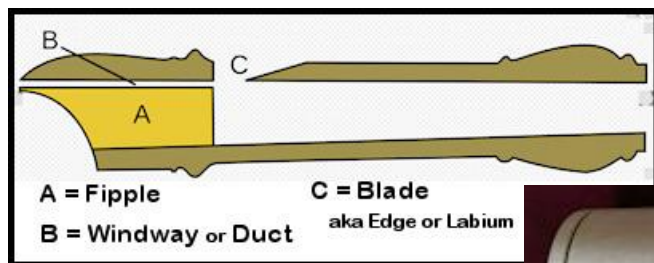
Our next meeting on 19th March is the AGM, presentations and wood sale evening. Bring a big bag and some cash if you wish to take advantage of the wood sale.

The AGM agenda includes Chairman's and Treasurer's reports, Post of President, Election of Officers and committee, AOB, AWGB presentation, Presentation of Trophies.

Please send any motions for debate and / or nominations for committee posts to the secretary by email (address on website).

January Meeting

Thanks to Paul and Merls for their presentation on musical instruments. Rick, our human 'recorder', has put a summary on the website. Here's a taster from the evening which covered a slit drum and a recorder head.



January Appraisal / Display Table



John Bolt



Alan Brooks

February Meeting



Thanks to Mark Codling from the Dorset Coppice Group who gave an excellent demo on cup and bowl making. He also specialises in spoon carving and makes a variety of 'treen curiosities'. For further information please visit dorsetcoppicegroup.co.uk or contact Mark on fireeye.co.uk.



Table B – Musical Instrument Competition

1st Merls de Pearle



2nd John White



3rd Mike Lawford



Table A – Musical Instrument Competition

1st Rhob Williams



2nd Andy Ogilvie



3rd Paul Reeves



4th Cedric Boyns



Nigel Batten



Bob Randall



Alan Brooks



Thank you to all who entered – as ever, a great variety of designs and some very skilful work.

February Appraisal / Display Table
Alan Brooks



John Bolt



Cedric Boyns



Joe Van Wyk



Vic Russell



Paul Reeves




Andy Ogilvie



Phil Walker



Rhob Williams



Monkey Puzzle

If you can't wait for the wood sale, get hold of Paul for a slice of Monkey Puzzle. From 18" down – with eyes, or plain rings for some nice hollow forms / deep bowls.




From a Workshop Near You

Rhob Williams: Following on from the tips and jigs workshop night I've found the need for a drum sander - been doing some flat-work recently.

Attached are a few pics of it. Simple setup really, an angled table to run your piece down. Melamine or something that will glide. I had some shower panel scraps. Fix that onto a stable platform that attaches to the bed bars (18mm plywood). Then a decent sized drum either made of wood or mine is 110mm soil pipe with a Velcro system for changing grits. Height is changed by a thumb screw underneath attached to a long M8 stud.

Obviously creates a lot of dust but Rick may be pleased if sandpaper sales go up as you need 1m per drum.

Cautionary note: home-made jigs / accessories may be effective, but please mind your fingers!



Pick of the Pics

Our visiting demonstrator allows Phil Walker to try out his pole-lathe skills!



STOP PRESS – a preview of next year’s programme

2026-7	Clubnight (always includes display / appraisal table)		Events / Extras
APRIL 16	Demo 1: Tazza	PR	
MAY 21	Comp 1: Tazza Pro demo – Dan Tarrant		
JUNE 18	Demo 2: From a 3” Cube	AO	
JULY 16	Comp 2: From a 3” Cube Workshop Evening: Bowl Saver, Threading jig, Buffing Wheel, Sharpening	PR AO RP BR JWV	MAF Sat / Sun 25-6 July BBQ Sat 11 July
AUG 20	Demo 3: Acorns Incorporated	PR	Ellingham Sat 8 August
SEPT 17	Comp 3: Acorns Incorporated Pro Demo: Les Thorne	PR	
OCT 15	Demo 4: A Pair of Associated Items	PR	
NOV 19	Comp 4: A Pair of Associated Items Edges, Burrs and Faults	PR	
DEC 17	Christmas demo, quiz, social	PR, AO	
JAN 21	Demo 5: Decorated Skittle	BR	
FEB 18	Comp 5: Decorated Skittle + Alley Action! Figurine	AO	
MAR 18	AGM Presentation of Trophies, Wood Sale		

Please have a look at the CSW Website It carries more detailed information on demonstrations and the appraisals. You will find a gallery of members’ work, archives of newsletters and demonstrations by club members and professionals, together with general information and email contact details.

Webmaster: Rick Patrick www.christchurchwoodturners.org.uk

Contributions to this e-newsletter are very welcome as are suggestions and comment. I am particularly interested in the story of projects which members have taken on. Please take a couple of photos, scribble down some background notes and I’ll put it all together for the newsletter.

Editor: Andy Ogilvie e-news@christchurchwoodturners.org.uk